

HSE University – St. Petersburg
International Student
Handbook
2018



Dear international student!

Congratulations on your acceptance to HSE University – St. Petersburg!

We are happy to welcome you here, and we hope that you will enjoy your stay in the beautiful city of St. Petersburg!

This Handbook is intended to help you adapt to a new environment and cope with day to day activities.

It contains answers to some essential questions that might arise during the first days of your stay. If you have questions that we have not covered here, feel free to contact us directly.

We wish you success and many wonderful discoveries!

Best regards,

HSE University – St. Petersburg International Office team

INTERNATIONAL OFFICE

Address: rooms 331 and 322 at 3A Kantemirovskaya street, St. Petersburg, Russia 194100

Office hours: Monday – Friday from 10.00 am till 6.00 pm

Website: spb.hse.ru/international

Email: internationaloffice@hse.ru

Phone: +7 (812) 644 59 10

Olga Krylova
Head of International Office



Maria Vrublevskaya

Director of the Centre for International Education



Konstantin Platonov

Director of the Centre for International Cooperation



Dilyara Shaydullina

Admission coordinator (Bachelor's programmes)
iadmission-spb@hse.ru
ext. 61583



Daria Zima

Academic mobility manager
dzima@hse.ru
ext. 61245



Viktoriya Isaeva

Admission coordinator (Master's programmes)
iadmission-spb@hse.ru
ext. 61583



Anna Burdaeva

Migration support manager
migrationspb@hse.ru
ext. 61577



Veronika Denisova

Short-term programmes coordinator
nondegree@hse.ru
ext. 61593



Elena Kavina

Migration support manager
visasupportspb@hse.ru
ext. 61577



Ksenia Antoshko

Short-term programmes coordinator
nondegree@hse.ru
ext. 61593



Maria Rafikova

Visa support manager
visasupportspb@hse.ru
ext. 61562



YOU FIRST DAYS IN ST. PETERSBURG – CHECK LIST

- I have successfully obtained my migration card and now I keep it save See page **26**
- I have met my buddy and have his / her contacts See page **29**
- I checked into the dormitory / private apartment See page **24**
- I have given all required documents to the International Office for migration control See page **26**
- I have applied for a multiple-entry visa See page **26**
- I have got my student ID card See page **17**
- I have got my entrance card / pass See page **17**
- I have a SIM card for my phone See page **30**
- I have picked up my registration See page **26**
- I have applied for a student transport card See page **17**
- I have attended the orientation session See page **17**
- I have met my Study Office manager See page **17**
- I have checked the timetable on the website See page **19**

RUSSIA IN BRIEF

The Russian Federation is the largest country in the world with a total area of more than 17 million square kilometers. The population is 144 million people, 81% are Russians. Orthodox Christianity, Islam, Judaism and Buddhism are Russia's traditional religions and a part of the historical heritage.

Russia is a presidential republic. The federal government consists of three branches: legislative, executive and judicial. The legislative power belongs to the Federal Assembly which consists of two houses: the Federation Council (upper house) and the State Duma (lower house). The executive power belongs to the government which is headed by the Prime Minister. The judicial branch is represented by the Constitutional Court, the Supreme Court and regional courts.

The Russian Federation comprises 85 administrative divisions called "subjects". These subjects have equal representation in the Federation Council — two delegates each. However, the subjects differ in the degree of autonomy they enjoy. The federal subjects are: 46 oblasts, 22 republics, 9 krais, 4 autonomous districts, 1 autonomous oblast, and 3 federal cities (Moscow, St. Petersburg and Sevastopol).

The national symbols of Russia are tricolor flag consisting of three equal horizontal fields: white on the top, blue in the middle and red on the bottom, the coat of arms which depicts double-headed eagle, and the state anthem.

Official currency is Russian ruble (RUB, ₺).

Advice

We recommend you to exchange the money at the banks (for example, Sberbank, VTB, Gazprombank, Alfa Bank and other). Usually, transaction charges there are small, and exchange rates are normally close to the official rate. Before exchanging money check the currency rate at the official website of the Central Bank of the Russian Federation cbr.ru/eng/currency_base/daily

HOLIDAYS AND FESTIVALS IN RUSSIA


Name of the Holiday	Date	Status
New Year	1 of January	Official public holiday
Christmas	7 of January	Official public holiday
New Year Holiday	1-6 and 8 of January	Official public holiday
Student's Day	25 of January	
Maslenitsa	Last week of winter	
Defender of the Fatherland Day	23 of February	Official public holiday
International Women's Day	8 of March	Official public holiday
April Fools' Day	1 of April	
Cosmonautics Day	12 of April	
Easter	Last Sunday of April	
Spring and Labour Day	1-2 of May	Official public holiday
Victory Day	9 of May	Official public holiday
St. Petersburg Day	27 of May	
Russia Day	12 of June	Official public holiday
Knowledge Day	1 of September	
National Unity Day	4 of November	Official public holiday
Constitution Day	12 of December	

ST. PETERSBURG

St. Petersburg was founded by Peter the Great on the 27th of May in 1703. The city was the capital of the Russian Empire for more than two hundred years (1712–1728, 1732–1918).

Facts and Figures

- over 5 million inhabitants
- over 2,3 international and 2,8 national tourists per year
- over 380,000 students
- over 23,000 international students
- the second largest economic, academic and scientific center in Russia
- famous for white nights and drawbridges
- holds the St. Petersburg International Economic Forum (SPIEF), a leading international economic and business forum
- historic centre is the UNESCO world heritage site
- more than 200 museums
- over 70 theatres
- around 800 bridges
- home city for outstanding painters such as Vrubel, Malevich, talented composers, as Tchaikovsky, world famous writers and poets, as Pushkin, Gogol, Akhmatova, Brodsky and many others

Have you already been to these places?

- A – Admiralty
- B – Bronze horseman
- C – Church of the Savior on Blood
- D – Drama Theater
- E – Evangelist Lutheran church
- F – Fontanka river Anichkov bridge
- G – General staff building
- H – Hermitage
- I – Isaac Cathedral
- J – John Lenon street
- K – Kazansky Cathedral
- L – Lenin Square
- M – Mariinsky Theater
- N – Nevsky Prospect
- O – Obelisk “Hero city of Leningrad”
- P – Peter and Paul Forteress
- Q – Queen Catherine II monument
- R – Russian Museum
- S – Smolny Cathedral
- T – Tavrishesky Garden
- U – University Embankment
- V – Victory Park
- W – Wax museum
- X – Xenia’s Chapel
- Y – Yelagrin Island
- Z – Zinger House

Do you know?

Saint Blessed Xenia of St. Petersburg is a patron of St. Petersburg. There are a lot of churches and chapel devoted to her in other countries in the world, for example in Bulgaria, Canada, Germany, Ukraine, USA, Finland and other.

PUBLIC TRANSPORT

St. Petersburg has a developed transportation system that includes metro, buses, trolley buses, trams and taxis.

St. Petersburg Metro has 5 lines and 69 stations. Approximate working hours of metro stations are from 06:00 am till 00.30 am. To use metro you need to buy a token which costs 45 rubles or a card for multiple trips. You can buy tokens and cards in each metro station either through a ticket office or through a machine.

Ground public transport (buses, trolleys, trams) operates from 5.30 am to 23.30 pm. To make a trip you need you need to pay 40 rubles and get a ticket from conductor.

Buses with letter K are “commercial” (they are called marshrutka / маршрутка).

Note

The student transport cards are not valid for “commercial” transport.

Advice

Yandex.Transport helps to find and track the needed buses, trolleys, trams and the traffic online. It is free and available at Apple Store and Play Market.

Taxi

We highly recommend to use official registered taxi services. While there are illegal taxis in St. Petersburg that offer a cheaper alternative, we strongly advise against using them, as well as hitchhiking. They may be unsafe.

HSE UNIVERSITY – ST. PETERSBURG CAMPUS BUILDINGS

1. 3A Kantemirovskaya street

School of Economics and Management

Bachelor's Programmes

- Economics
- International Business and Management Studies (double degree)
- Logistics and Supply Chain Management

Master's Programmes

- Finance (double degree)
- Strategic Management in Logistics
- Cultural and Event Tourism Management
- Management and Analytics for Business

School of Physics, Mathematics and Computer Science

Master's Programmes

- Applied Economics and Mathematical Methods (double degree)
- Information Systems and Human-Computer Interaction
- Big Data Analysis in Business, Economy, and Society

How to get there?

Check the way in Google Maps

From Petrogradskaya metro station (the blue line):

- By bus №185 – about 10 minutes
- By trolley bus №31 – about 10 minutes
- By walking – about 30 minutes



From Lesnaya metro station (the red line):

- By bus №185 – about 10 minutes
- By trolley bus №31 – about 10 minutes
- By walking – about 15 minutes



2. 16 Soyuza Pechatnikov street

School of Social Sciences and Asian Studies

Bachelor's Programme
• Asian and African Studies

How to get to there?

From Sennaya/Sadovaya/Spasskaya metro station:

- By bus №49, №50, №181
- By tram №3
- By walking – about 20 minutes



3. 123 Griboedov channel embankment

School of Social Sciences and Asian Studies

Bachelor's Programmes
• Political Science and World Politics (double degree)

Master's Programmes
• Comparative Politics of Eurasia
• Business and Politics in Modern Asia

School of Humanity Sciences and Arts

Bachelor's Programmes
• Philology
• Design

Master's Programmes
• Applied and Interdisciplinary History 'Usable Parts'

How to get there?

From Sennaya/Sadovaya/Spasskaya metro station:

- By bus № 49, №50 or №181
- By tram №3
- By walking – about 15 minutes



4. 17 Promyshlennaya street

Faculty of Law

Bachelor's Programmes

- Law

Master's Programmes

- Law and Public Administration
- Civil and Commercial Law

School of Social Sciences and Asian Studies

Bachelor's Programmes

- Public Policy and Analytics

Master's Programmes

- Urban Development and Governance

School of Humanity Sciences and Arts

Bachelor's Programmes

- History

How to get there?

From Narvskaya metro station (the red line) by walking – about 15 minutes.



5. 55/2 Sedova street

4. School of Social Sciences and Asian Studies

Bachelor's Programmes

- Sociology and Social Informatics

Master's Programmes

- Modern Social Analysis

How to get there?

From Lomonosovskaya metro station (the green line)

By trolleybus №14 – about 10 minutes

By walking – about 20 minutes



From Elizarovskaya metro station (the green line)

By bus №31, №95, №114, №116 – about 15 min

By walking – about 30 minutes



INTERNET ACCESS

All university buildings (including dormitories) have free Wi-Fi access.

- Login: hseguest
- Password: hsepassword

STUDENT EMAIL

HSE provides all students with a university email address.

To enter your email box please visit **edumail.hse.ru**.

- Your login: first letter of your name + your surname@edu.hse.ru.
- Initial password: Edu + number of your student ID card (no dots, slashes, etc.).

After your first login, the system will ask you to change your password.

Important

During your stay at the HSE University – St. Petersburg all emails and notifications from your Study Office or faculty will be sent to your HSE email address. Please check it regularly.


LEARNING MANAGEMENT SYSTEM (LMS)

LMS is the HSE's educational space that connects instructors with their students. Teachers upload course materials, tests and tasks via the LMS for distribution to students. Students, in return, submit their home assignments or questions to teachers.

You can enter the LMS at **lms.hse.ru**.

- Your login: your university email address
- Initial password: the number of your student ID card (no dots, slashes, etc.).

The system will ask you to change this automatic password after your first login. In your personal LMS account, you will only see courses for which you are registered. Please check your LMS account regularly. You can also use settings of your LMS account, which will allow you to receive notifications of all changes in the LMS to your university email account.



STUDENT ID CARD

Student ID card (studentcheskiy bilet / студенческий билет) is a document that confirms your student status. You will be given your student ID card by the Study Office of the programme you belong to during the orientation session. Student ID cards gives students the opportunity to apply for a transport card that offers a significant discount on public transportation.

Advice

Don't forget to take your student ID when you are going out to the museum, theatre, etc. Many of them provide their services with a substantial discount or even for free, but you need to show your student ID.

PASS

Entrance Card (propusk / пропуск) is an electronic pass card that allows to entry into all campus buildings and the dormitory. It is also used as library card and for the printing service. You will be given your pass by the Social Affairs Office when you arrive and submit you documents.

STUDENT TRANSPORT CARD

When you receive your student ID card, you can apply for a transport card ("metro" card or БСК). The card costs 1,035 rub per month. It covers 100 metro trips during one month and limitless amount of trips by ground public transport.

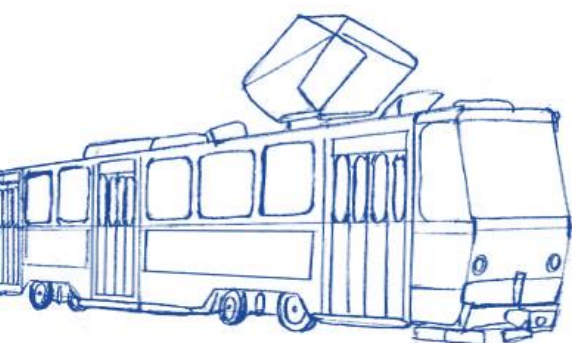
There are 2 ways to get a student travel card:

1. Online via карта-онлайн.рф

- make sure that your personal data are in the student data bank (to be confirmed with your Study Office)
- fill out a form and download your personal photo at the website (available only in Russian, ask your buddy to help)
- transfer 1,035 rub by credit card
- order a delivery of your БСК card to a metro station that is convenient for you
- take your passport and go to the chosen metro station (it takes about 10 days)

2. In the St. Petersburg Transport Office

- make sure that your personal data are in the student data bank (to be confirmed with your Study Office)
- take your passport and go to the office that is situated in Chenoretsky pereulok, 3 (Ploschad' Aleksandra Nevskogo–2 metro station). The office is open from 10:00 to 18:45 (Monday – Friday)



ACADEMIC CALENDAR

The academic year in HSE starts on 1 of September and ends 31 of August (including classes, graduations, examinations, breaks and holidays).

Study in one academic year is divided into four parts, called “Modules”.

Modules / vacations	Classes / vacations	Exams
Module 1	1 of September — 21 of October	22 of October — 28 of October
Module 2	29 of October — 19 of December	20 of December — 31 of December
Winter vacations	1 of January — 8 of January	
Module 3	9 of January — 24 of March	25 of March — 31 of March
Module 4	1 of April — 16 of June	17 of June — 30 of June
Spring vacations (except for graduates)	1 of May — 10 of May	
Spring vacations (for graduates)	1 of May — 15 of May	
Summer vacations (except for graduates)	1 of July — 31 of August	
Summer vacations (for graduates)	1 of July — 8 of August	

TIMETABLE

Daily classes are held in double periods of two academic hours: 1 double period = 2 academic hours = 2*40 minutes

Class	Time
1	9.00 – 10.20
2	10.30 – 11.50
3	12.10 – 13.30
4	13.40 – 15.00
5	15.10 – 16.30
6	16.40 – 18.00
7	18.10 – 19.30
8	19.40 – 21.00

Note

The timetable of classes could be a subject of change. All information is available on Timetable link on the webpage of your educational programme.

Study Office will inform the students about any changes that take place as well. Please check your HSE email daily.

CREDITS AND GRADING SYSTEM

The HSE student academic load is based on “academic hours”.

1 academic hour = 40 minutes

1 credit = 38 academic hours = 24 astronomical hours

1 astronomical hour = 60 minutes

Total load is made up of contact hours and independent student work. The usual required load for an academic year is 60 credits, 30 credits in each term.

There are two forms of knowledge assessment: tests and exams. Assessment results are evaluated on a 10-point or 5-point scale and have qualitative characteristics.

ECTS Grades/	Exam		
	Russian grading framework	10-point scale	5-point scale
A+	Excellent	10	5
A	Very good	9	5
A-	Very good	8	5
B+	Good	7	4
B-	Good	6	4
C+	Satisfactory	5	3
C-	Satisfactory	4	3
F	Fail	3	
F	Fail	2	2
F	Fail	1	

Students are expected to attend lectures and seminars, take tests and complete tasks assigned by instructors. The grade of a course is comprised of:

- Form of assessment and requirements (determined by the instructor in each course description; the instructor determines the structure of the grade and number of points)
- Attendance
- Work in seminars
- Interim tests
- Final exam

LIBRARY AND E-RESOURCES

The library supports the teaching, learning and research activities of the HSE community through the provision of high-quality international information resources.

There is a large-scale collection tailored to meet the needs of the programmes and courses delivered at the library. The majority of the collection relates to the fields of economics, management, and social and political sciences.

Library Services include:

- Electronic catalogue
- Computers with high-speed Internet access
- Wireless connection to the Internet
- Remote access to the e-resources
- Electronic RFID book registry terminals (self-service checkout)
- Reading rooms
- Photocopying & scanning machines

Where are the libraries located?

Campus Building	Room	Working Hours	When it is closed
3A Kantemirovskaya street	427	Mon – Fr: 10.00 am - 8.00 pm Sat: 10.00 am - 6.00 pm	Sun
16 Soyuza Pechatnikov street	105	Mon – Fri: 10.00 am - 7.00 pm	Sat – Sun
123 Kanal Griboyedova embankment	109	Mon – Fr: 10.00 am - 6.00 pm Sat: 10.00 am - 6.00 pm	Sun
17 Promyshlennaya street	218	Mon – Fri: 10.00 am - 6.00 pm	Sat – Sun
55/2 Sedova street	115	Mon – Fr: 10.00 am - 6.00 pm	Sat – Sun

How to register for the library?

You can register at the information desk at the library during the working hours. Please note – a student/entrance card is required. The entrance card includes an RFID code and provides access to the library services during the whole period of study, work or other activities at HSE.

A librarian will provide you with the Library user's password which will be required for obtaining supplementary library services.

Library etiquette

Dos

- Keep quiet

Don'ts

- Do not talk on the cell phone in the reading halls, switch the sound off
- Do not bring food or drinks (water is allowed)
- Do not mess the books on the shelves up

PRINTING AND COPYING SERVICES

In each building of HSE St. Petersburg you can find multifunctional printers. You can use them for copying, printing and scanning. This is a fee-paying service.

Where can I find printing machines?

- 3 Kantemirovskaya street, 3rd and 4th floor
- 16 Soyuz Pechatnikov street, 2nd floor
- 123 Griboedov Channel embankment, library
- 17 Promyshlennaya street, 4th floor
- 55/2 Sedova street, 1st floor

How much does it cost?

- one A4 sheet – 3 rubles
- one A3 sheet – 5 rubles

How can I get access?

Step 1. Get your entrance card to the university.

Step 2. Fill your balance.

Deposits to your printing account can be made online at the library. The librarian will fill your balance in the system “Virtual Printer” and will explain you how to register your card in the printing system. The libraries are located in each university building.

Step 3. Now you are ready to use the printing machines.

RUSSIAN AS A FOREIGN LANGUAGE

The Russian language is spoken by around 300 million people. It is in the top-10 most prevalent language in the world.

International students at HSE University – St. Petersburg have the opportunity to learn Russian during one semester for free.

Before classes begin all international students are required to take a placement test.

Students are enrolled into courses according to their test results.

Before you begin your classes here are some useful phrases.

English	Russian	Transcription
Welcome!	Добро пожаловать!	Dabro pazhalavat'
Hello!	Здравствуйте!	Zdrastvooyte!
Hi!	Привет!	Privet!
Yes	Да	Dah
No	Нет	Ne't
Maybe	Может быть	Mozhiht biht'
I don't know	Я не знаю	Ya ni znahyoo
Sure	Конечно	Kanyeshna
Thank you	Спасибо	Spaseeba
You are welcome	Пожалуйста	Pazhalooysta
Excuse me	Извините	Izvineete
That's right	Это правильно	Ehta prahvilno
That's wrong	Это неправильно	Ehta niprahvilno
I understand	Я понимаю	Ya panimahyoo
I don't understand	Я не понимаю	Ya ni panimahyoo
Do you speak English?	Вы говорите по-английски?	Vih gavareeti pa-angleeski?
Do you speak Russian?	Вы говорите по-русски?	Vih gavareeti pa-rooski?
Repeat, please	Повторите, пожалуйста	Paftareeti, pazhaloosta
Great	Отлично	Atleechna
Хорошо	Good	Khorosho
Not bad	Нормально	Narmal'no
Bad	Плохо	Ploha
Goodbye	До свидания	Da svidaniya
Bye	Пока	Paka
What is your name?	Как Вас зовут?	Kak Vas zavoot?
My name is...	Меня зовут...	Minia zavoot

STUDENT DORMITORY

HSE offers an option of staying in one of the university dormitories.

Fully equipped dormitories offer comfortable accommodation in rooms for two, three or for four persons. All rooms are furnished with beds, desks, chairs, wall shelves, a wardrobe and equipped with mattresses, blankets and pillows, bed linen and towels. There is a free Internet access.

There are also places for cooking, learning, exercising, washing etc.

Dormitories for international students are located:

- **at 21A Zaporozhskaya Street**

How to get there?

From Obukhovo metro station (the green line)

By walking – about 10 minutes



- **at 21/1 Shevchenko Street**

How to get there?

From Vasileostrovskaya metro station (the green line):

By bus №1, №6, №47, №100 – about 15 minutes

By tram №6, № 40 – about 20 minutes

By walking – about 30 minutes



From Primorskaya metro station (the green line):

By bus №1, №6, №47, №100 – about 15 minutes

By tram №6 – about 20 minutes

By walking – about 30 minutes



- at 29 Lensoveta Street

How to get there?

From Moskovskaya metro station (the blue line):

- By bus 39 – about 10 minutes
- By tram 29 – about 10 minutes
- By walking – about 15 minutes



For more Information, please check: spb.hse.ru/en/dormitory

Dormitory etiquette

Dos

- Respect other residents and dormitory staff
- Keep your room neat and clean
- Dispose of your trash in designated areas
- Cook only in designated kitchens on the floors
- Listen to music at a moderate volume without disturbing other residents and only from 9.00 am until 11.00 pm

Don'ts

- Never smoke, drink alcohol or use drugs on the premises
- Don't break the university properties

VISA AND MIGRATION CONTROL

Initial single-entry visa

This is the visa given to you by a Russian embassy/consulate in your country of residence. The visa is valid for 90 days only.

It allows you to enter Russia only once, so if you leave the country before getting a multiple-entry visa you will not be allowed to enter Russia before receiving another single-entry visa. International students are recommended to apply for a multiple-entry visa at the Visa and Registration Office 45 days before the date your single-entry visa expires.

Multiple-entry visa

Multiple-entry visa replaces the single-entry visa and is issued for the entire duration of your studies. Visit the International Office to apply for a multiple-entry visa.

FOR THOSE STUDENTS WHO LIVE IN THE HSE STUDENT DORMITORY

Your FIS Registration is performed by the university. The address your registration is the postal address of the dormitory where you stay.

1. Initial Registration with Federal Immigration Service

1.1 On the day of arrival in St. Petersburg or no later than the day after arrival you have to prepare and bring to the International Office the documents for initial registration.

FOR THOSE STUDENTS WHO LIVE IN RENTED APARTMENTS

If you live in a rented apartment (including if you stay with friends or relatives) – it is the legal responsibility of the owner of the apartment to secure your FIS Registration.

1.1 On the day of arrival in St. Petersburg you have to send a scanned copy of the migration card to the International Office.
 1.2 On the day of arrival in St. Petersburg you have to give the documents to the owner of the apartment for the registration.
 1.3 After the owner got your migration registration for the period of validity of the migration card and gave you the official document you have to scan it and send to the registration in the International Office.

The list of required documents is available here spb.hse.ru/en/io/immigration

2. Prolongation of FIS Registration

2.1 You have to prepare and bring the documents to the International Office 20 working days before your migration registration is over.

2.1 You have to prepare and bring the documents to for prolonging your migration card to the International Office 20 working days before your migration registration is over.
 2.2 Your migration card will be given in 3 days; you have to take it in the International Office give to the owner of the apartment straightaway.

2.3 After the owner gets your migration registration for the period of validity of the migration card and gives you the FIS registration certificate you have to scan it and send to the registration in the International Office.

3. Prolongation of Student Visa

3.1 You have to prepare and bring the documents for visa prolongation to the International Office 45 working days before your visa is expired.

3.1 You have to prepare and bring the documents for visa prolongation to the International Office 45 working days before your visa is expired.

3.2 After receiving a passport with an extended visa at the International Office you have to prepare and give documents for prolongation of your registration to the owner of the apartment.

3.3 After the owner gets your migration registration for the period of validity of the migration card and gives you the FIS registration certificate you have to scan it and send to the registration in the International Office.

**The documents are accepted here:
room 331, 3A Kantemirovskaya street**

Mailing address: migrationspb@hse.ru

If you don't have an opportunity to scan your FIS registration certificate, you can send a photo of it. It is important that the document is scanned/photographed from **both sides**.

Important

! If you are travelling outside Russia, having a trip to another city in Russia or planning to change the place of your residence you have to inform the International Office and the owner of the apartment (if staying at the private housing) about your plans.

! Every time you enter Russia do not forget to take a new migration card, indicate the purpose of the entry as 'study' (учеба) and send a scanned copy of the migration card to the International Office migrationspb@hse.ru

! Pay attention to all your documents (passport, visa, migration card, FIS registration certificate): do not leave them unsupervised, do not pass to third parties, etc.

! In case of loss of the documents immediately advise the police and inform the International Office.

Following the rules of the migration control you comply with the laws of the Russian Federation!

MEDICAL AID AND INSURANCE

All international students at HSE are required to have a medical insurance when arriving at HSE University – St. Petersburg.

The document should cover the whole period of your stay at here.

Please take care of your medical insurance before your arrival to Russia.

You can purchase a medical insurance in your home country or in Russia, from our partner company.

In case you need medical treatment, please contact your insurance company — they have a list of particular St. Petersburg clinics and hospitals they deal with.

Further steps will depend on the type of your insurance. Your insurance company may need to send a guarantee letter to the clinic before your visit, or you may need to pay in cash by yourself and then reimburse the costs with your insurance company.

We also recommend contacting your insurance company in advance to be aware of the terms in case you may need urgent medical help.

ERASMUS STUDENT NETWORK

There is an official section of the Erasmus Student Network (ESN) at HSE University – St. Petersburg. ESN goal is to support and develop international exchange on a local, national and international level.

ESN at HSE University – St. Petersburg is a student organization. It unites volunteers among current HSE students who help international students to adapt to their new lifestyle. In this sense, volunteers are becoming real ‘buddies’ for the international students.

For example, volunteers meet international students when they arrive, take them to the students' new home, explain how to use the metro etc. They also organize campus and city orientation tours, visits to the museums, cinemas or parks, explain national habits and many other things.



STAY IN TOUCH

Here are Russia's top four nationwide mobile service providers:

- Megafon **spb.megafon.ru**
- MTS **ir.mts.ru**
- Beeline **spb.beeline.ru**
- Tele 2 **en.tele2.ru**

To buy a SIM card, visit a provider's retail outlet or an independent mobile phone dealer (for example, Svyaznoy or Euroset').

To buy a SIM card, you will need to provide your passport details, so take your passport with you.

The average cost of mobile services is around 500 rubles per month.

Advice

Feel free to ask volunteers (buddies) from ESN HSE University – St. Petersburg to help you with buying the SIM card.

To fill the balance of your phone you can use ATM-machines that you find in stores or metro stations. Buddie will help you to do that as well.

EXTRACURRICULAR ACTIVITIES

Student life at HSE University – St. Petersburg is about much more than lectures and assignments (important though they are)!

Choose among club, societies and studios to prove and gain skills which can be useful in the future through sports, creativity, implementation of own projects and the support of social initiatives.

- SDS (Students for Students)
- Debate Club
- Scientific Society
- Language Club
- Vocal Studio
- Theatre Studio
- Dance club
- Football
- Basketball
- Chess
- and many more

If you have any questions about student life at HSE St. Petersburg, please contact:

Ksenia Kuzmina, head of the Unit for Student Extracurricular Activities

Email: kkuzmina@hse.ru

USEFUL WEBSITES AND APPS

They actually really might help.

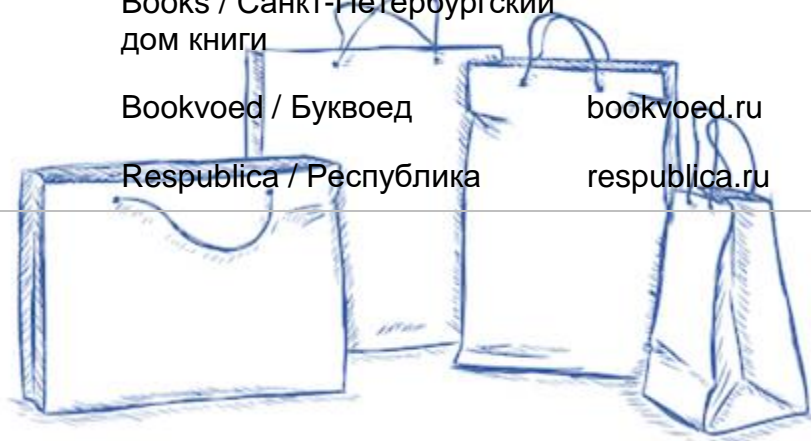
Ministry of Science and Higher Education ¹	Official government body that is responsible for the educational policy in the Russian Federation.	mon.gov.ru
Administration of St. Petersburg	Official website of St. Petersburg government.	gov.spb.ru/en
Visit St. Petersburg	Website about the life in the city and practical information (museums, restaurants, shopping, transport etc.).	visit-petersburg.ru/en
St. Petersburg Metro	Official website of the city's metro.	metro.spb.ru/en
Russian Railways	National railway operator that provides passengers train services all over Russia and abroad.	pass.rzd.ru/main-pass/public/en
Russian Post	National postal operator of Russia (in case you would like to send a real post card from Russia to your family and friend back at home).	pochta.ru
Yandex.Transport	Shows a map of the city, the public transport of different types and traffic in real time.	App Store or Google Play
Yandex.Metro	Helps to search for the optimal route by metro.	App Store or Google Play
Yandex.Taxi	Taxi service.	App Store or Google Play
Taxovichkof	Taxi service.	App Store or Google Play
Gett Taxi	Taxi service.	App Store or Google Play
Russia Beyond	Website with everything about the life in Russia – from culture, history, and kitchen to education, business etc. All in English.	rbth.com and on Facebook
Subs City	On this website you can find the cinemas that show movies in English and other languages.	spb.subscity.ru

¹ Till 2018 Ministry of Education and Science of the Russian Federation.

SHOPPING

Here are some popular shops and malls in St. Petersburg.

Food, drinks & other	Okay / Окей	okmarket.ru
	Auchan/ Ашан	auchan.ru
	Karusel / Карусель	karusel.ru
	Pyaterochka / Пятерочка	5ka.ru
	Lenta / Лента	lenta.com
	Perekrestok / Перекресток	perekrestok.ru
	Prisma / Призма	prismamarket.ru
	Magnit / Магнит	magnit-info.ru
Home, DIY	IKEA / Икея	ikea.com/ru/ru
	Maxidom / Максидом	maxidom.ru
	Leroy Merlin / Леруа Мерлен	leroymerlin.ru
Shopping mall	Mega (Parnas and Dybenko)	mega.ru
	Galerea / Галерия	galeria.spb.ru
	Stockmann / Стокманн	stockmann.ru/st.-petersburg
Book store	St. Petersburg House of Books / Санкт-Петербургский дом книги	www.spbdk.ru
	Bookvoed / Буквоед	bookvoed.ru
	Respublica / Республика	respublica.ru



SAFETY TIPS

We recommend following basic precautions that would apply to living in any big city:

- 1.** Always have your passport, visa, and the original registration card with you.
- 2.** Store your valuables (money, wallet, credit cards, passport) in zipped pockets (on your clothes or in your bag), don't leave them unsupervised.
- 3.** Watch out for pickpockets in crowded places.
- 4.** Keep an eye on your luggage while travelling.
- 5.** Don't stay too late and always be familiar how to get home (check the time of the last train/bus or the telephone number of a reputable taxi firm).
- 6.** Ignore people who are trying to abuse you verbally (unfortunately, sometimes it happens), try to leave that place as soon as possible.
- 7.** Don't take invitations from strangers to go somewhere (party, apartment etc.).
- 8.** Stay in touch with your buddy (have his or her phone number in your mobile phone and write it down on a small piece of paper that you will keep safe – in case you lose/forget your mobile phone). Don't hesitate to call him or her if you are confused or need any help.

IN CASE OF EMERGENCY

112 – General emergency service in English and Russian

001 – Fire Department

002 – Police

103 – Ambulance



**WELCOME
TO THE HSE FAMILY!**